


# Slim Series Brochure

Powered by 16 years of manufacturing experience and robust supply chain resources, EZ LED Visual is dedicated to providing solid and stable LED video display products that enable our clients' designs to shine and amaze their audience. Whether it's information visualization, immersive experiences, mission-critical applications, or interactive display solutions, EZ LED Visual is ready to help you make it happen.



## Product Features

- Pixel pitches: 0.9mm, 1.2mm, 1.5mm, 1.8mm
- **Pro-clarity Technology** supported by 6000:1 contrast, 3840HZ refresh, and 16+ bit grayscale
- Native 16:9 aspect ratio for pixel-to-pixel match on 2K and 4K resolution
- Module-based auto-calibration (on-board flash memory)
- Power/data redundancy available for mission critical applications
- Slim panel design (**ADA Compliant**)
- Cableless connection (no power/data jumper cables)
- Wall mounting, floor standing, and hanging compatible
- Front serviceable and front installable
- Curvable for concave applications (panel-based faceted curve)
- GOB compatible (optional)
- Infrared-based touch function compatible (optional)
- HDR compatible



# Applications

- ① Corporate  
(board room / meeting room  
lobby, showroom)
- ② Control room
- ③ Broadcast
- ④ Entertainment
- ⑤ Hospitality
- ⑥ Education
- ⑦ High-end retail
- ⑧ Mega churches
- ⑨ Residential (home theater)





# Pixel-by-pixel Match to 2K or 4K Resolution

- Standard 2K LED Wall Size and Pixel Pitch

SIZE	PIXEL PITCH
108"	1.2mm
136"	1.5mm
163"	1.8mm



- Standard 4K LED Wall Size and Pixel Pitch

SIZE	PIXEL PITCH
163"	0.9mm
217"	1.2mm
272"	1.5mm



• 21 : 9 UltraWide Options

PRODUCT MODEL	ASPECT RATIO	PANEL ARRAY	LED WALL SIZE	RESOLUTION
Slim 0.9mm	21:9	6x4	3.6x1.35m 11.81' x 4.43'	3840x1440
Slim 1.2mm				2880x1080



• 32 : 9 UltraWide Options

PRODUCT MODEL	ASPECT RATIO	PANEL ARRAY	LED WALL SIZE	RESOLUTION
Slim 0.9mm	32:9	6x3	3.6x1.0125m/11.82'x3.32'	3840x1080
Slim 1.2mm		8x4	4.8x1.35m/15.75'x4.43'	
Slim 1.5mm		10x5	6x1.6875m/19.69'x5.54'	
Slim 1.8mm		12x6	7.2x2.025m/23.62'x6.64'	



# Technical Specifications

## EZ LED Slim Series

Product Model	Slim 0.9mm	Slim 1.2mm	Slim 1.5mm	Slim 1.8mm
Per Panel Resolution	640*360	480*270	384*216	320*180
LED Type	Mini-LED	3-in-1 SMD	3-in-1 SMD	3-in-1 SMD
Panel Size (W*H*D)	600*337.5*48.5mm / 23.62"x13.29"x1.9"			
Per Panel Diagonal	27"			
Brightness	600 nits	600-800 nits	600-800 nits	600-800 nits
Refresh Rate	3840 HZ			
Grayscale	16 Bits			
Contrast Ratio	6000 : 1			
View Angle	170° Horizontal / 170° Vertical			
Installation Access	Front Install / Rear Install			
Service Access	Front Service			
Per Panel Weight	7.5KG / 16.5 LBS			
Per Panel Power Consumption (max)	135W	130W	128W	125W
Per Panel Power Consumption (typical)	40W	38W	36W	36W
Per Panel Heat Output (max)	460 BTU/H	440 BTU/H	435 BTU/H	425 BTU/H
Per Panel Heat Output (typical)	135 BTU/H	130 BTU/H	120 BTU/H	120 BTU/H
Brightness Uniformity	>98.5%			
Color Uniformity	>98.5%			
Color Gamut	100% NTSC			
Color Temperature	3,000-10,000 K			
Service Life	100,000 Hours			
Working Voltage	100V-240V Auto-switching			
Operating Temperature (10-85% relative humidity, non-condensing)	-20° to 40° C / -4° to 104° F			